


**MEK-3DN HEMATOLOGY CONTROL 2.0mL**

**ASSAY SHEET**

LOT	B24YN
	2025-02-05
OPEN	14DAYS

**MEK-1301,1302,1305 Barcode Entry**

The barcodes may be read in any order. If the barcode is difficult to scan, place this assay sheet on a flat surface, keep the barcode reader and barcode vertical, and scan within a distance of 2cm.

1



2



3



		RANGE	MEK -6400 -6410 -6420 -6450	MEK -6500 -6510 -6550	MEK -1301 -1302 -1305
WBC	10 <sup>3</sup> /μL	±0.8	7.6	7.6	7.58
RBC	10 <sup>6</sup> /μL	±0.20	4.83	4.83	4.82
HGB	g/dL	±0.5	13.7	13.9	13.92
HCT	%	±3.0	40.9	40.9	46.1
MCV	fL	±9.0	84.7	84.7	95.6
MCH	pg	±2.4	28.4	28.8	28.9
MCHC	g/dL	±3.0	33.5	34.0	30.2
PLT	10 <sup>3</sup> /μL	±50	257	257	278.7
MPV	fL	±2.0	5.6	8.1	8.5
RDW-CV *	%	±3.0	16.5	16.5	16.9
LY%	%	±10.0	38.3	38.3	34.94
MO%	%	±5.0	4.0	4.0	2.00
GR%	%	±10.0	57.7	57.7	63.06
LY	10 <sup>3</sup> /μL	±1.0	2.9	2.9	2.65
MO	10 <sup>3</sup> /μL	±0.4	0.3	0.3	0.15
GR	10 <sup>3</sup> /μL	±1.0	4.4	4.4	4.78

<b>MEK-1305</b>
QC ESR
11±5 mm

Manual Registration	
Lot	24Y
Level	Normal
Control	MEK-3D

\* RDW-CV is displayed as RDW on MEK-6400,6410,6420,6450.



<https://www.nihonkohden.com/spi/index.html>




**NIHON KOHDEN CORPORATION**  
1-31-4 NISHIOCHIAI, SHINJUKU-KU  
TOKYO 161-8560 JAPAN



0694-901685R


**MEK-3DH HEMATOLOGY CONTROL 2.0mL**

**ASSAY SHEET**

LOT	B24YH
	2025-02-05
OPEN	14DAYS

**MEK-1301,1302,1305 Barcode Entry**

The barcodes may be read in any order. If the barcode is difficult to scan, place this assay sheet on a flat surface, keep the barcode reader and barcode vertical, and scan within a distance of 2cm.



		RANGE	MEK -6400 -6410 -6420 -6450	MEK -6500 -6510 -6550	MEK -1301 -1302 -1305
WBC	10 <sup>3</sup> /μL	±2.2	20.6	20.6	19.89
RBC	10 <sup>6</sup> /μL	±0.25	5.97	5.97	5.97
HGB	g/dL	±0.7	19.2	19.2	19.23
HCT	%	±4.0	55.0	55.0	62.4
MCV	fL	±9.0	92.1	92.1	104.6
MCH	pg	±2.8	32.2	32.2	32.2
MCHC	g/dL	±3.0	34.9	34.9	30.8
PLT	10 <sup>3</sup> /μL	±70	558	558	559.5
MPV	fL	±3.0	5.6	8.1	8.5
RDW-CV *	%	±3.0	15.9	15.9	17.7
LY%	%	±10.0	21.4	21.4	17.49
MO%	%	±5.0	1.4	1.4	1.14
GR%	%	±10.0	77.2	77.2	81.37
LY	10 <sup>3</sup> /μL	±1.8	4.4	4.4	3.48
MO	10 <sup>3</sup> /μL	±0.7	0.3	0.3	0.23
GR	10 <sup>3</sup> /μL	±2.0	15.9	15.9	16.18

Manual Registration	
Lot	24Y
Level	High
Control	MEK-3D

\* RDW-CV is displayed as RDW on MEK-6400,6410,6420,6450.




<https://www.nihonkohden.com/spi/index.html>

**NIHON KOHDEN CORPORATION**  
 1-31-4 NISHIOCHIAI, SHINJUKU-KU  
 TOKYO 161-8560 JAPAN



<b>MEK-3DL</b>	HEMATOLOGY CONTROL	2.0mL
----------------	--------------------	-------

**ASSAY SHEET**

LOT	B24YL
	2025-02-05
OPEN	14DAYS

<b>MEK-1301,1302,1305 Barcode Entry</b>
---

The barcodes may be read in any order.  
 If the barcode is difficult to scan, place this assay sheet on a flat surface, keep the barcode reader and barcode vertical, and scan within a distance of 2cm.

1



2



3



		RANGE	MEK -6400 -6410 -6420 -6450	MEK -6500 -6510 -6550	MEK -1301 -1302 -1305
WBC	10 <sup>3</sup> /μL	±0.6	2.1	2.1	2.03
RBC	10 <sup>6</sup> /μL	±0.15	2.47	2.47	2.40
HGB	g/dL	±0.4	6.0	6.1	6.05
HCT	%	±2.0	18.4	18.4	20.4
MCV	fL	±9.0	74.5	74.5	84.8
MCH	pg	±2.4	24.3	24.7	25.2
MCHC	g/dL	±3.0	32.6	33.2	29.7
PLT	10 <sup>3</sup> /μL	±30	61	61	69.3
MPV	fL	±3.0	5.9	8.3	8.2
RDW-CV *	%	±3.0	17.1	17.1	15.7
LY%	%	±10.0	62.4	62.4	62.71
MO%	%	±5.0	6.2	6.2	3.54
GR%	%	±10.0	31.4	31.4	33.75
LY	10 <sup>3</sup> /μL	±0.5	1.3	1.3	1.27
MO	10 <sup>3</sup> /μL	±0.2	0.1	0.1	0.07
GR	10 <sup>3</sup> /μL	±0.5	0.7	0.7	0.69

<b>MEK-1305</b>
QC ESR
44±17 mm

Manual Registration	
Lot	<b>24Y</b>
Level	<b>Low</b>
Control	<b>MEK-3D</b>

\* RDW-CV is displayed as RDW on MEK-6400,6410,6420,6450.



<https://www.nihonkohden.com/spi/index.html>



**NIHON KOHDEN CORPORATION**  
 1-31-4 NISHIOCHIAI, SHINJUKU-KU  
 TOKYO 161-8560 JAPAN



MEK-3DL



B24YL



2025-02-05



0694-901684R